

Jeu des chemins de fer

But du jeu : complète les voies de chemin de fer pour que les gares identiques soient reliées entre elles.

Préparation du jeu : imprime les pages 2 - 3 et 4. Découpe les pièces de la page 2.

Règles du jeu : place les pièces que tu as découpées de manière à ce qu'un train puisse circuler entre deux gares identiques.

Les voies ferrées doivent commencer et finir par une gare.

Les pièces que tu poses peuvent se superposer au dessin des rails, et peuvent se chevaucher un peu entre elles.

Tu as le choix entre 2 niveaux de difficulté.

Bon voyage !


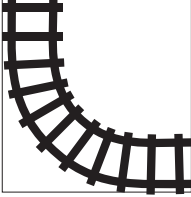



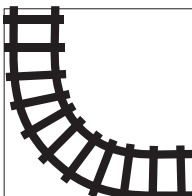



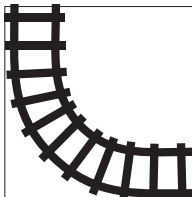




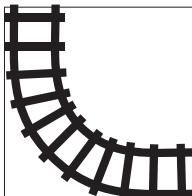




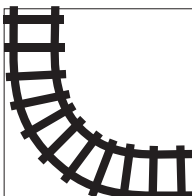




Un jeu proposé dans la ressource pédagogique PETIT CAMPUS

<https://www.ifsttar.fr/ressources-en-ligne/espace-science-et-societe/mobilites/ressources-pedagogiques/petit-campus-le-train-de-demain/>

Contact : openexperience@ifsttar.fr

Pièces de chemin de fer - à imprimer et à découper



Aiguillages 1




Aiguillages 2

Virages

Voies droites

Chemins de fer à compléter - à imprimer

Niveau de difficulté ★



Chemins de fer à compléter - à imprimer

Niveau de difficulté ★★ ★



Une solution possible

